

PGIM INDIA EQUITY PORTFOLIO

November 2023

Investment Objective

PGIM India Equity Portfolio seeks to achieve long term capital appreciation by investing in equity and equity related instruments across market capitalization. However, there can be no assurance that the investment objective will be achieved.

Brief Summary

Portfolio Manager: Surjitt Singh Arora

Inception date: January 19, 2023

AUM (₹ in Cr): 78.88

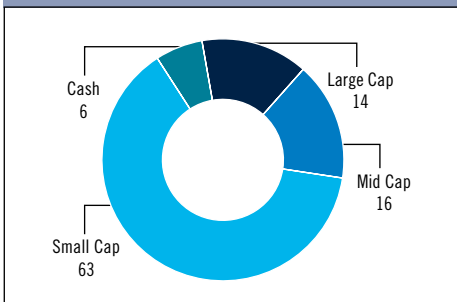
Benchmark: NIFTY 50 TRI

Investment Horizon: Minimum investment of 3 years

Portfolio (Top 15 Holdings)

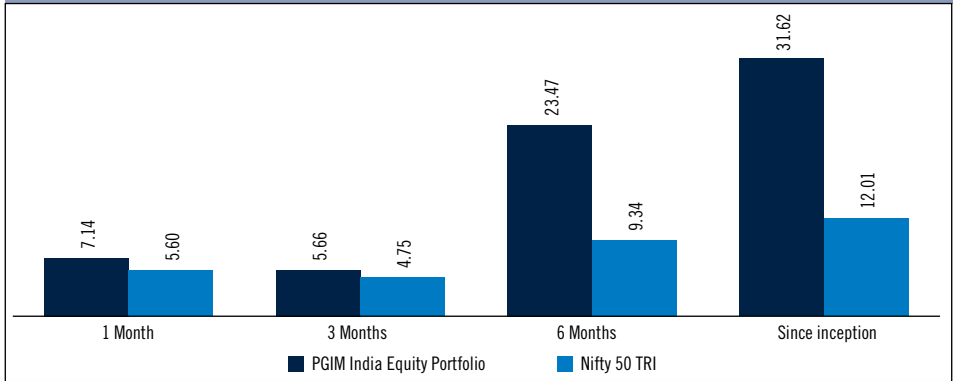
Security Name	% Weight
Artemis Medicare Services Ltd	11.13
Radico Khaitan Ltd	5.69
Central Depository Services India Ltd	5.19
Hawkins Cooker Ltd	4.88
Maruti Suzuki India Ltd	4.67
NTPC Ltd	4.53
Sanofi India Ltd	4.41
Kirloskar Pneumatic Company Ltd	4.11
HDFC Asset Management Company Ltd	3.68
Max Financial Services Ltd	3.58
ICICI Bank Ltd	3.47
Eureka Forbes Ltd	3.27
IOL Chemicals And Pharmaceutical Ltd	3.06
Sagar Cements Ltd	2.80
Carborundum Universal Ltd	2.75

Market Capitalization# (%)



#The above figures are rounded off

Performance Summary (%)



Calendar Returns (%)

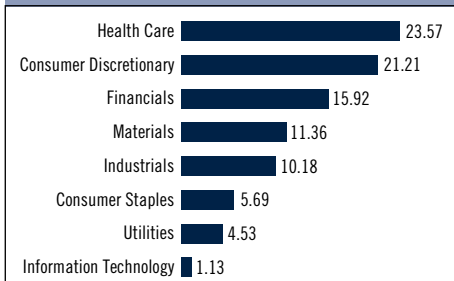
	PGIM India Equity Portfolio*	Nifty 50 TRI
YTD	31.62	12.01

*(Net of all fees and charges levied by the portfolio manager)

Quarterly Returns (%)

Period	Q 1	Q 2	Q 3	Q 4
2023	-0.70	17.12	5.66	-

Sectoral Exposure (%)



Financial Year Returns (%)

	PGIM India Equity Portfolio*	Nifty 50 TRI
Apr 01, 2023 – Nov 30, 2023	32.54	17.10

Portfolio Statistics

Weighted average RoE (Ex Financials)	12.37%
Portfolio PE (FY2025E)	30.92
Portfolio dividend yield	0.91%
Top 5 Holdings	31.56%
Top 10 Holdings	51.87%

Data as of November 30, 2023; Absolute returns for YTD period; Quarterly Returns are as per Calendar Year; Sectoral Exposure is classified as per GICS Sector names

To view the portfolio's performance relative to other Portfolio Managers, you may [click here](#).

The above holding represents top 15 holdings of PGIM India Equity Portfolio - Regular Portfolio based on all client portfolios existing as on the date stated above, excluding any temporary cash investments. The above holdings do not represent the model portfolio being offered to the clients (including prospective clients) and hence it is possible that these stocks may not be part of the portfolios constructed for new clients. The above holdings should not be considered as investment recommendation or analysis or advice or opinion from the Portfolio Manager on the above mentioned stocks. The above portfolio holdings are provided on an "as is" basis, and the Portfolio Manager makes no express or implied warranties or representations with respect to the accuracy, completeness, reliability, or fitness of the above portfolio holdings or any financial results you may achieve from their use. In no event shall the Portfolio Manager, its directors or employees or its affiliates have any liability relating to the use of the portfolio holdings.

Important Disclosures regarding the consolidated portfolio performance: The performance related information provided herein is not verified by SEBI. Performance depicted as at the above stated date is based on all the client portfolios under the Regular Portfolio of existing as on such date, using Time Weighted Rate of Return (TWRR) of each client. Past performance is no guarantee of future returns. The above portfolio performance is after charging of expenses. Return for period upto 1 year is absolute. Since inception date stated is considered to be the date on which the first live client investment was made under the strategy. Please note that the actual performance for a client portfolio may vary due to factors such as expenses charged, timing of additional flows and redemption, individual client mandate, specific portfolio construction characteristics or other structural parameters. These factors may have impact on client portfolio performance and hence may vary significantly from the performance data depicted above. Neither the Portfolio Manager, nor its directors or employees shall in any way be liable for any variation noticed in the returns of individual client portfolios. The Portfolio Manager does not make any representation that any investor will or is likely to achieve profits or losses similar to those depicted above.

Please note that performance of your portfolio may vary from that of other investors and that generated by the Investment Approach across all investors because of

- 1) the timing of inflows and outflows of funds; and
- 2) differences in the portfolio composition because of restrictions and other constraints.

Disclaimers and risk factors: PGIM India Asset Management Private Limited is registered with SEBI (Portfolio Managers) Regulations, 1993 [as repealed and superseded by SEBI (Portfolio Managers) Regulations, 2020] (Registration No: INP000006952). This Document is for information purpose only. This Document and the Information do not constitute a distribution, an endorsement, an investment advice, an offer to buy or sell or the solicitation of an offer to buy or sell any securities/ schemes or any other financial products/investment products (collectively "Products") mentioned in this Document or an attempt to influence the opinion or behavior of the Investors/Recipients. Any use of the information contained herein for investment related decisions by the Investors/ Recipients is at their sole discretion & risk. Please read the Disclosure Document and the agreement along with the related documents carefully before investing. Investments in Products are subject to market risks, various micro and macro factors and forces affecting the capital markets and include price fluctuation risks. There is no assurance or guarantee/ warranty that the objectives of any of the Products will be achieved. The investments may not be suited to all categories of Investors/ Recipients. Investors/ Recipients must make their own investment decisions based on their own specific investment objectives, their financial position and using such independent professional advisors, as they believe necessary, before investing in such Products. The Client can avail the Portfolio Management Services directly from the Portfolio Manager without any recourse to distributors.

©2023 Prudential Financial, Inc. (PFI) and its related entities. PGIM, the PGIM logo, and the Rock symbol are service marks of Prudential Financial, Inc., and its related entities, registered in many jurisdictions worldwide.

This document is strictly confidential and meant for private & restricted circulation only and should not at any point of time be construed to be an invitation for subscribing to PGIM India Equity Portfolio. The document is solely for the understanding of intended recipient and if you are not the intended recipient, you are hereby notified that any use, distribution, reproduction or any action taken or omitted to be taken in reliance upon the same is prohibited and may be unlawful. This document is dated December 20, 2023.

C152/2023-24